

Packing List



**Sealing Plug for
B-100 & B-500 Handles .. 10 units**



Manual 1 unit
Ref. 0032717

0032717-270524

OB4000 sealing plugs work
exclusively with B-100 and B-500
handles.

Sealing plugs prevent the unwanted
penetration of flux vapors or
particles into the handle.

JBC

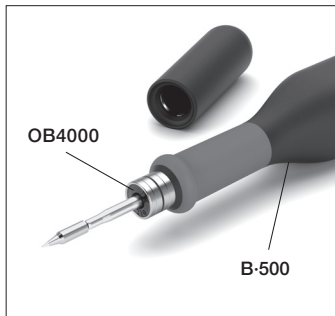
www.jbctools.com

INSTRUCTION MANUAL



OB4000

Sealing Plug for
B-100 & B-500 Handles



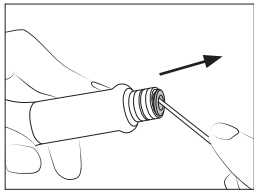
www.jbctools.com



Replacing the Sealing Plug

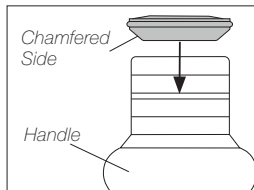
The use of OB4000 sealing plug is highly recommended for intensive applications when soldering is exposed to FOD environments or for applications where the soldering iron works close to a vertical position.

Removing Sealing Plug



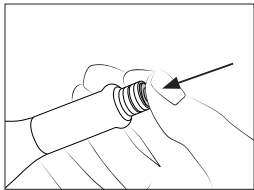
Introduce a small shaft or screwdriver, not deeper than 8 mm, lift and pull the worn sealing plug out. Never use a cartridge to do this operation.

Mounting Position



Note: To insert the new sealing plug, the chamfered side must be positioned towards the handle.

Inserting Sealing Plug



Push the sealing plug inside the handle until the sealing plug and handle edges are aligned.